

GHELFI SQUALO WET SAWS

IDEAL FOR CUTTING CERAMICS, PORCELAIN
AND STONE MATERIALS

- Available in 2 and 3 HP engine, direct-drive
- Stainless steel head rails and adjustable armoured ball bearings
- Lightweight aluminium body, enables one person operation

**5 YEAR
GUARANTEE***

*Conditions apply



For more information or to order:

Call 1300 157 207 | Email info@robertsdesigns.com.au













robertsdesigns.com.au

GHELFI SQUALO WET SAWS

Ideal for cutting
ceramics, porcelain
and stone materials.

Four models available.

- 2 and 3 HP, direct-drive
- 100% Aluminium table chassis and covers
- Stainless steel head rails and adjustable armoured ball bearings
- Polyethylene water basin with screw-in cap
- Water cooling system featuring armoured pipe, metallic tap and bilateral blade spray terminals
- Magnetic induction water pump
- PVC cable/pipe protection chain
- Adjustable cutting depth
- Side tilt capability allows up to 45° cut
- Electrical system featuring magneto thermal protection and release coil
- Retractable legs include fall-protection device
- Table handles and transport wheels included

	Part Number	 kW	Hp	 RPM	 mm	 cm	 cm	 cm	 cm	 cm	 cm	 Kg	 G	 cm
SqualoMAX - 720mm	RDXA4009	230V	1,5	2	2800	250 300	61 60	73 60	42x42 42x42	4,5 6	6	52	5	120x65xh80
SqualoMAX - 1020mm	RDXA4008	230V	1,5	2	2800	250 300	91 90	103 90	64x64 64x64	4,5 6	6	55	5	150x65xh80
SqualoTOP - 1320mm	RDXA4006	230V	2,2	3	2800	250 300	121 120	133 120	84x84 84x84	4,5 6	6	59	5	180x65xh80
SqualoTOP - 1550mm	RDXA4010	230V	2,2	3	2800	250 300	156 155	168 155	110x110 109x109	4,5 6	6	65	5	220x65xh80

ACCESSORIES	PART #	DESCRIPTION	SIZE
	RDXA 4113	Ghelfi Roller Side Support Compact	
	RDXA4100	Ghelfi Champions Turbo Blade	250 x 25.4mm
	RDXA4102	Ghelfi Champions Turbo Blade	250 x 25.4mm
	RDXA4110	High Performance J Blade	250 x 25.4mm
	RDXT865	Diamond Sintered J Blade	300 x 25.4mm

For more information or to order:

Call 1300 157 207 | Email info@robertsdesigns.com.au